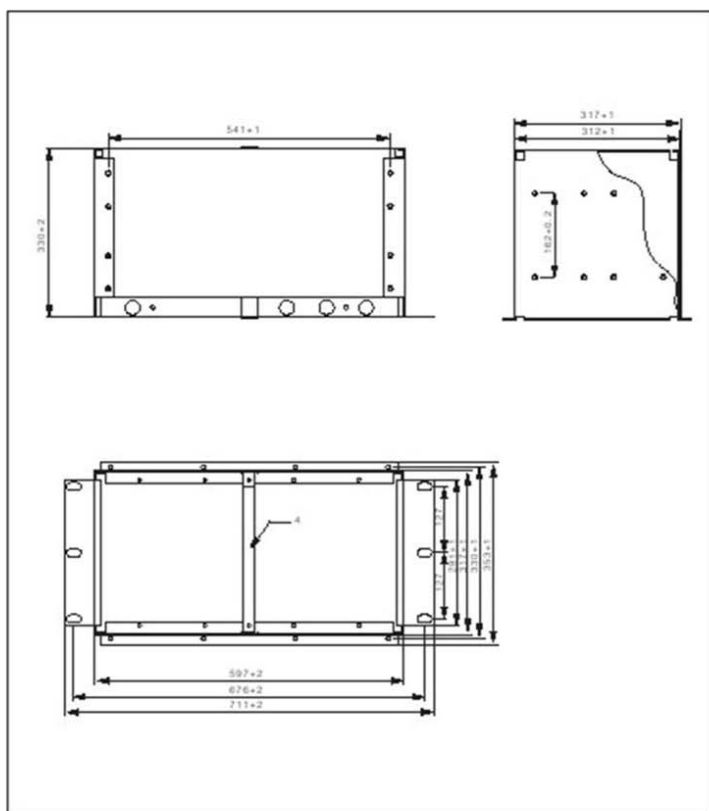


RS high power resistors cabinet



Construction(mm)



Be custom products available if required

Features

- Excellent stainless hardware as frame
- The maximum of power will bear hundreds KW after resistor assembled
- The terminals and the resistance body use the resistance welding flow process, no contact resistance, avoiding crack when extreme high current
- The surface temperature does not exceed 350°C when continuous operation
- Modularization assembled, series connection or parallel connection available if required, suitable for all kinds of parameter requirements, replace conveniently

Applications

- Used in braking release electric circuit of large-scale electrical motor
- Start-stop circuit in large-scale electricity
- Locomotive braking device
- Solar energy or windpower equipments
- Power aging load test

Reference Standards

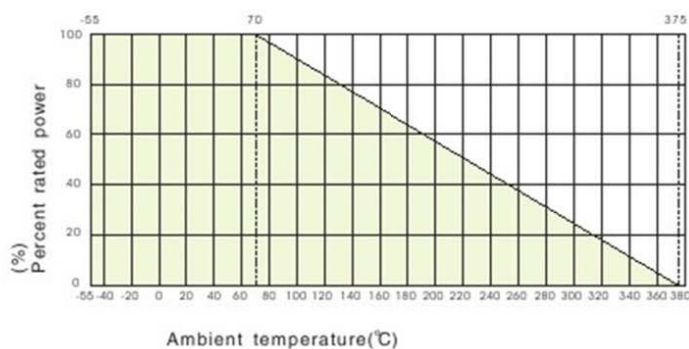
Q/ATK 075

Resistance and power range

resistance: 1Ω~20Ω

power: 1KW~200KW

Derating Curve

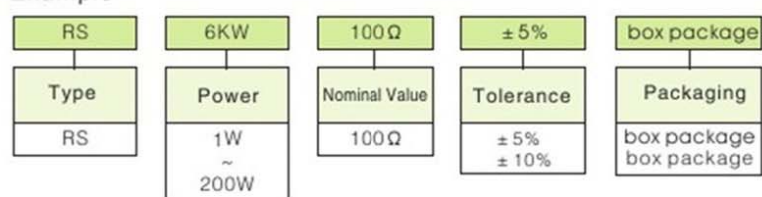


Performance

Test Item	Specifications	Test Methods
Temperature coefficient	$\Delta R \leq \pm 5\%$	70°C~375°C
Terminal tensile strength	$\Delta R \leq \pm (2\%R + 0.05\Omega)$	100N, 30S
Thermal shock	$\Delta R \leq \pm (2\%R + 0.05\Omega)$	P_n , 30mm/-55°C, 15min
Overload	$\Delta R \leq \pm (2\%R + 0.05\Omega)$	10 P_n , 5S
Temperature rise	$\leq 375^\circ\text{C}$	P_n

How To Order

Example



TCR and Code

TCR	Code
2	C10
3	C9
4	C8
5	C7
10	C6

TCR	Code
15	C5
20	C4
25	C3
50	C2
100	C1